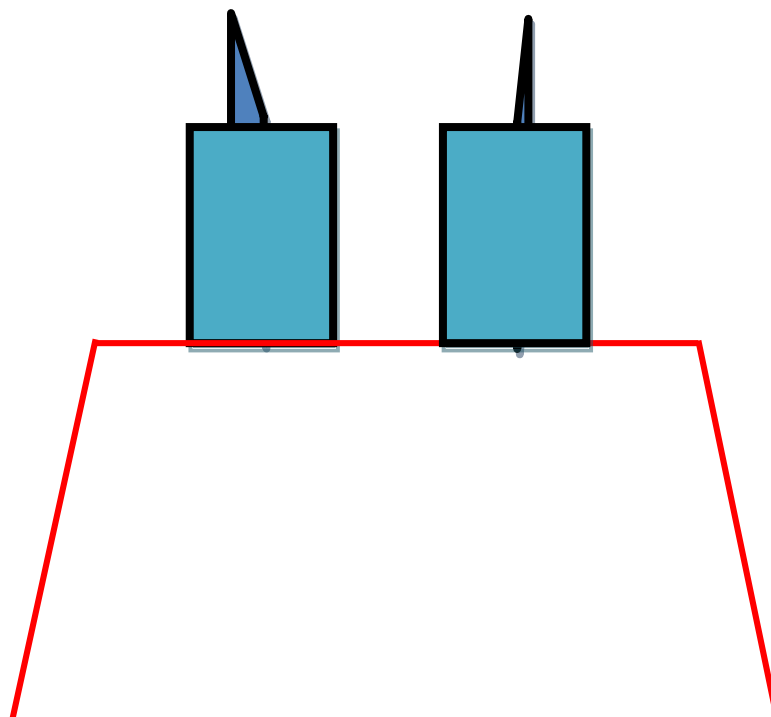
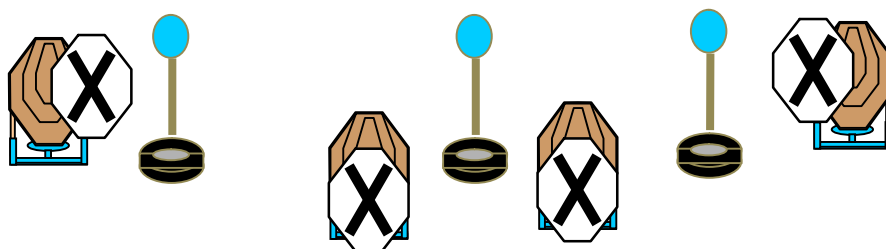




MEMORIAL JORGE BALLESTEROS

CLUB DEPORTIVO CENTRO MADRID

| | |
|---|---------------------------------|
| STAGE 1 – SHORT COURSE | ROUNDS TO BE SCORED: 11 |
| TARGETS: 4 IPSC MINI Targets – 3 IPSC Metal Plates | |
| START POSITION: Standing anywhere inside the designated area | HANDGUN READY CONDITION: |
| PROCEDURE: At the start signal engage targets. | |


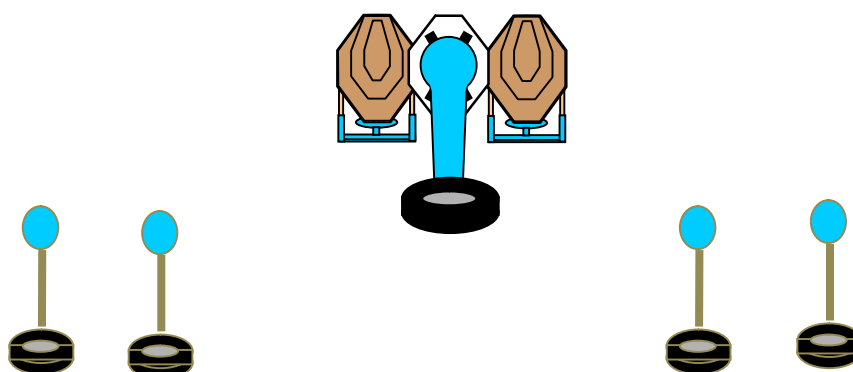




MEMORIAL JORGE BALLESTEROS

CLUB DEPORTIVO CENTRO MADRID

| | |
|--|---------------------------------|
| STAGE 2 – SHORT COURSE | ROUNDS TO BE SCORED: 9 |
| TARGETS: 2 IPSC Targets – 1 IPSC Popper - 4 IPSC Metal Plates | |
| START POSITION: Standing anywhere inside the designated area | HANDGUN READY CONDITION: |
| PROCEDURE: At the start signal engage targets. | |

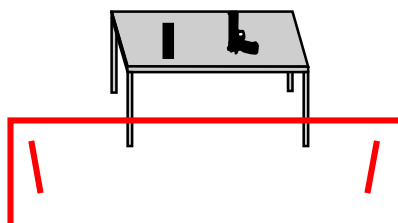
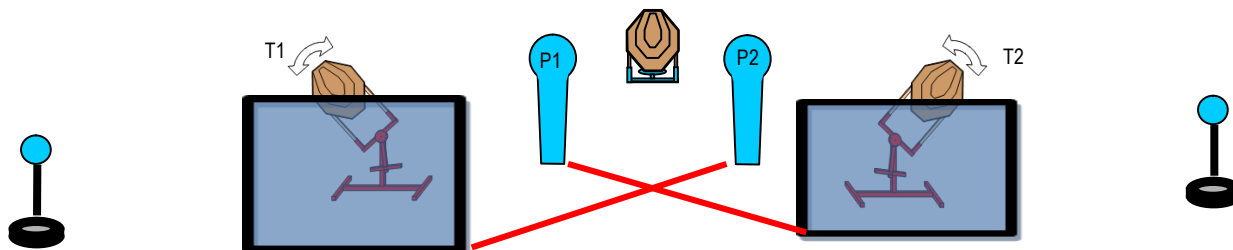




MEMORIAL JORGE BALLESTEROS

CLUB DEPORTIVO CENTRO MADRID

| | |
|---|---|
| STAGE 3 – SHORT COURSE | ROUNDS TO BE SCORED: 10 |
| TARGETS: 3 IPSC Targets – 2 IPSC Popper - 2 IPSC Metal Plates | |
| START POSITION: Standing anywhere inside the designated area. | HANDGUN READY CONDITION: Flat on the table. - Chamber and magwell empty - All magazines on the table |
| PROCEDURE: At the start signal engage targets. P1 will activate T2 - P2 will activate T1 - Both targets will remain visible at rest. | |

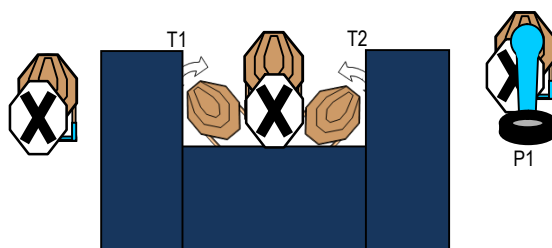




MEMORIAL JORGE BALLESTEROS

CLUB DEPORTIVO CENTRO MADRID

| | |
|---|---------------------------------|
| STAGE 4 – SHORT COURSE | ROUNDS TO BE SCORED: 11 |
| TARGETS: 5 IPSC Targets – 1 IPSC Popper | |
| START POSITION: Heels touching the mark | HANDGUN READY CONDITION: |
| PROCEDURE: At the start signal engage targets. P1 will activate T1 and T2. Both targets will remain visible at rest. | |

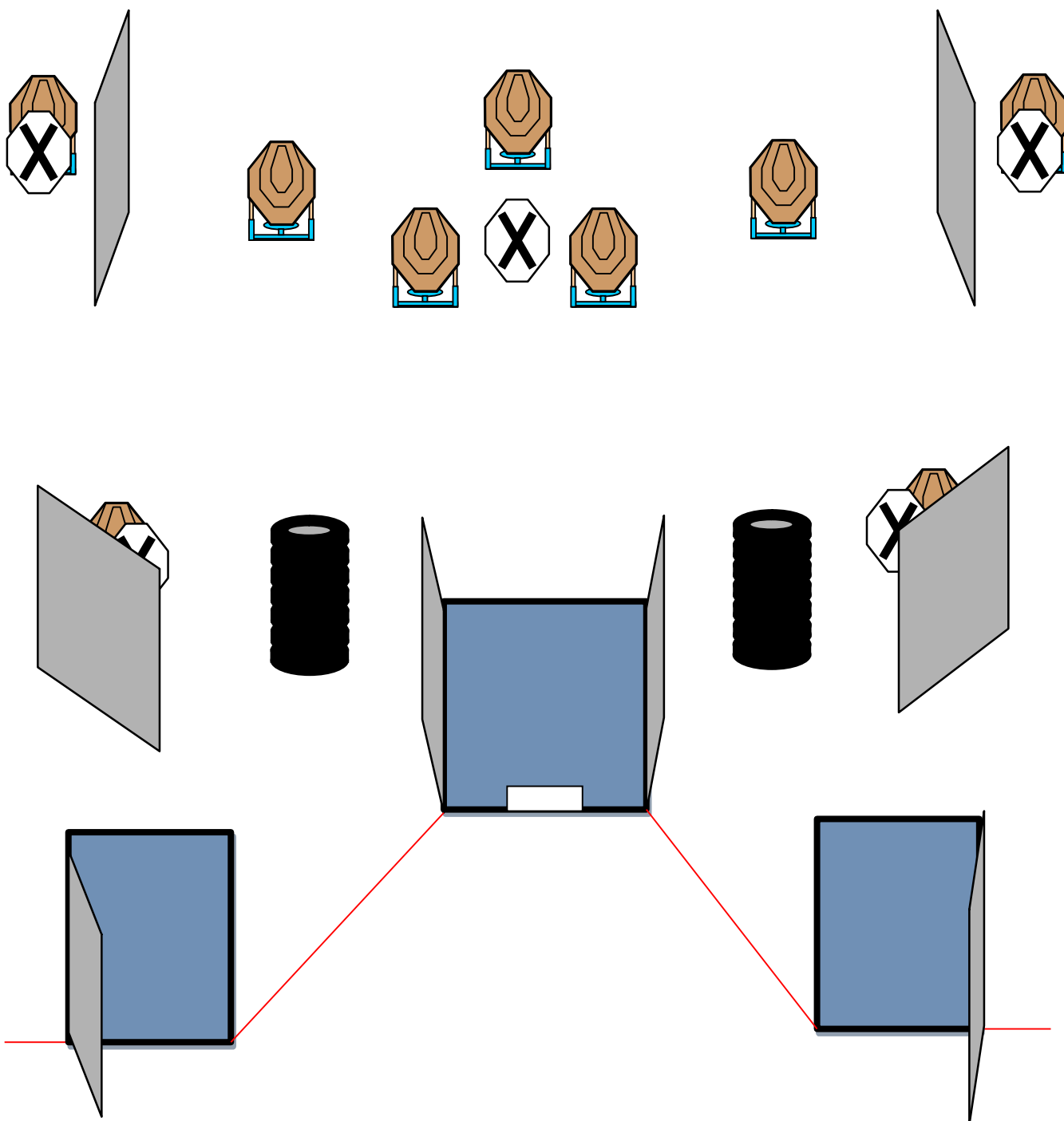




MEMORIAL JORGE BALLESTEROS

CLUB DEPORTIVO CENTRO MADRID

| | |
|---|---------------------------------|
| STAGE 5 – MEDIUM COURSE | ROUNDS TO BE SCORED: 18 |
| TARGETS: 9 IPSC Targets | |
| START POSITION: Standing anywhere inside the designated area | HANDGUN READY CONDITION: |
| PROCEDURE: At the start signal engage targets. | |

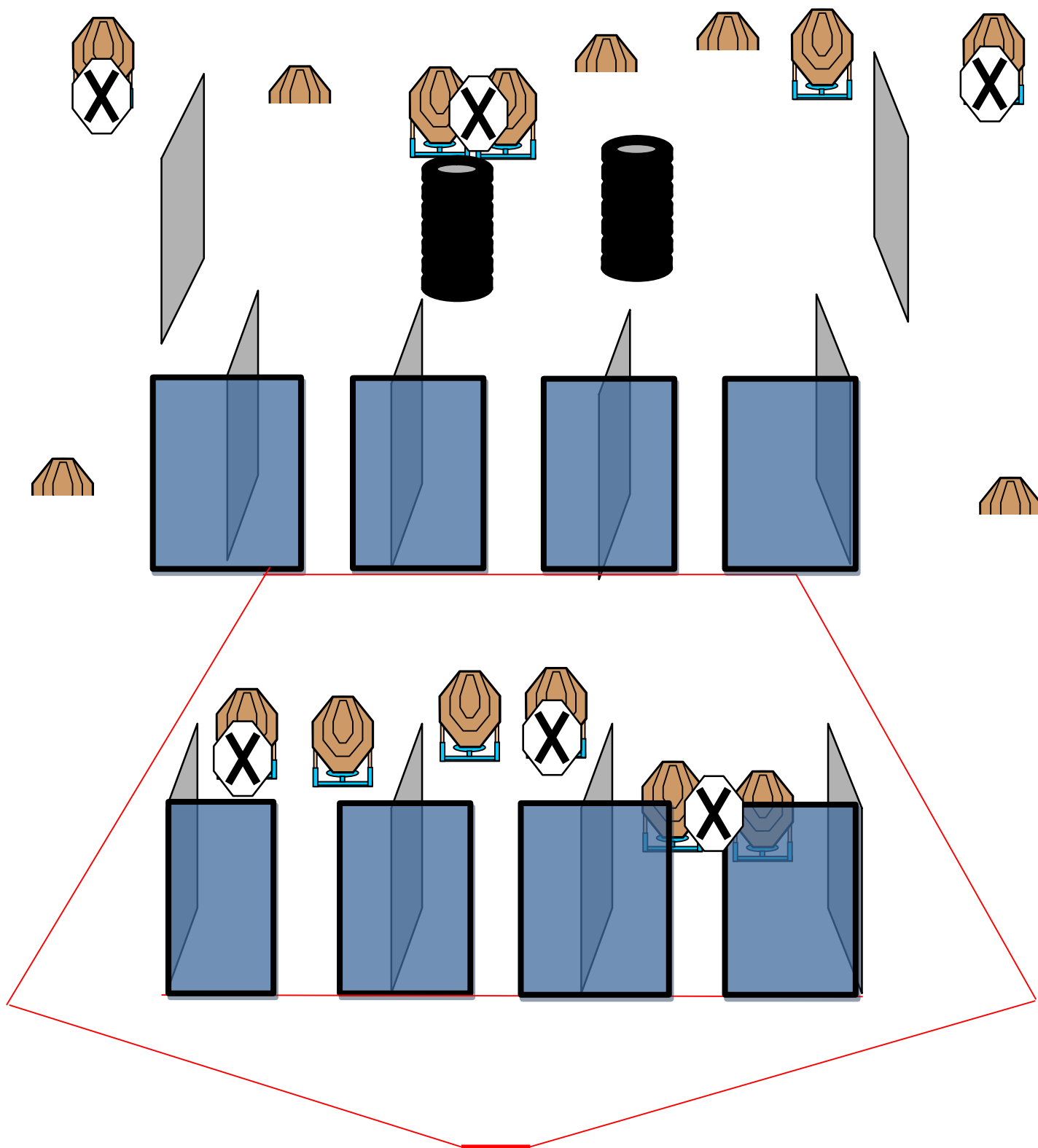




MEMORIAL JORGE BALLESTEROS

CLUB DEPORTIVO CENTRO MADRID

| | |
|---|---------------------------------|
| STAGE 6 – LONG COURSE | ROUNDS TO BE SCORED: 32 |
| TARGETS: 16 IPSC Targets | |
| START POSITION: Heels touching the mark | HANDGUN READY CONDITION: |
| PROCEDURE: At the start signal engage targets. | |



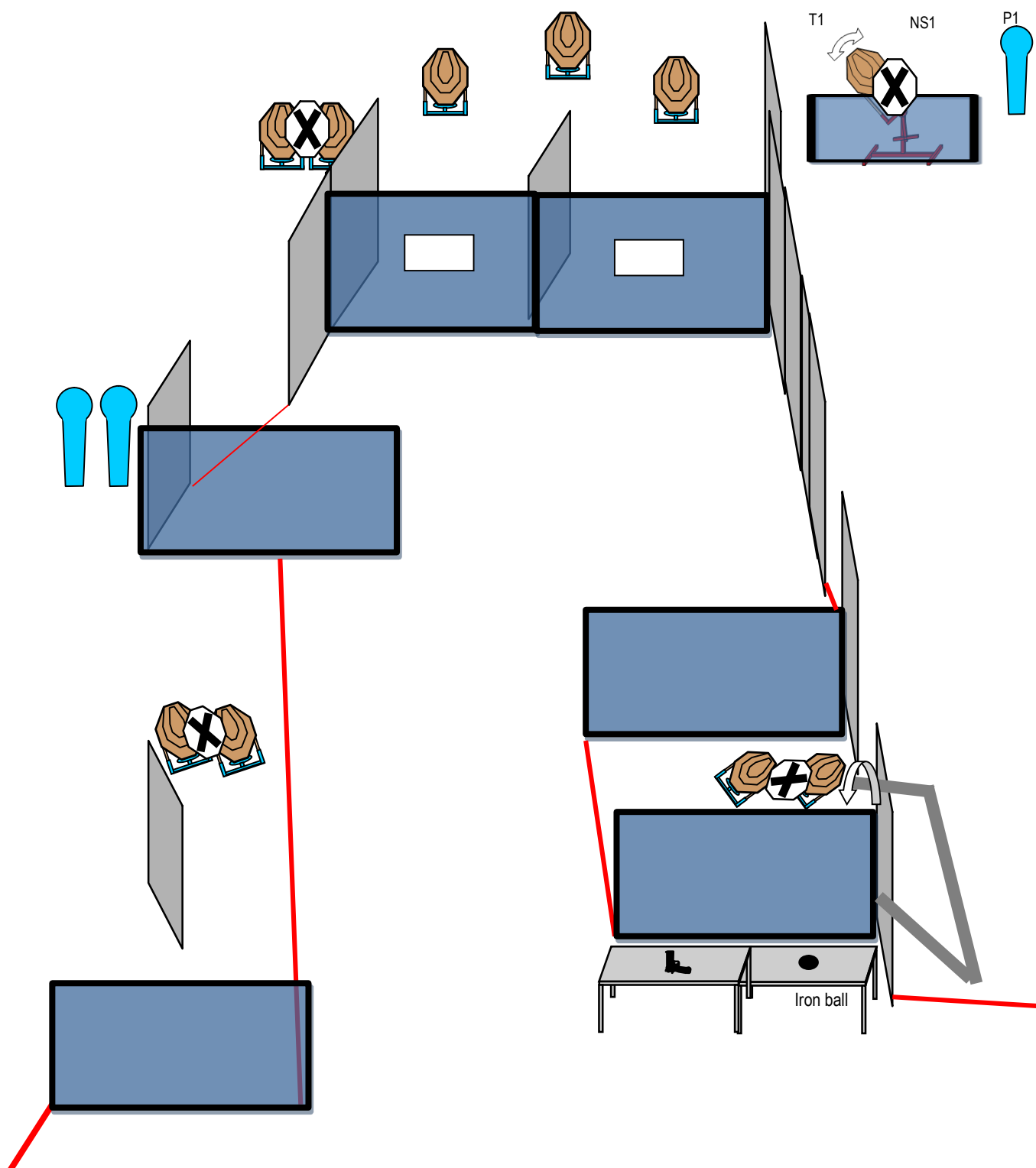




MEMORIAL JORGE BALLESTEROS

CLUB DEPORTIVO CENTRO MADRID

| | |
|--|--|
| STAGE 8 – MEDIUM COURSE | ROUNDS TO BE SCORED: 23 |
| TARGETS: 10 IPSC MINI Targets – 3 IPSC Popper | |
| START POSITION: Standing anywhere inside the designated area | HANDGUN READY CONDITION: Loaded flat on the table |
| PROCEDURE: At the start signal engage targets. To activate NS 1, you must introduce the iron ball through the tube. P1 will activate T1- Target will remain visible at rest | |

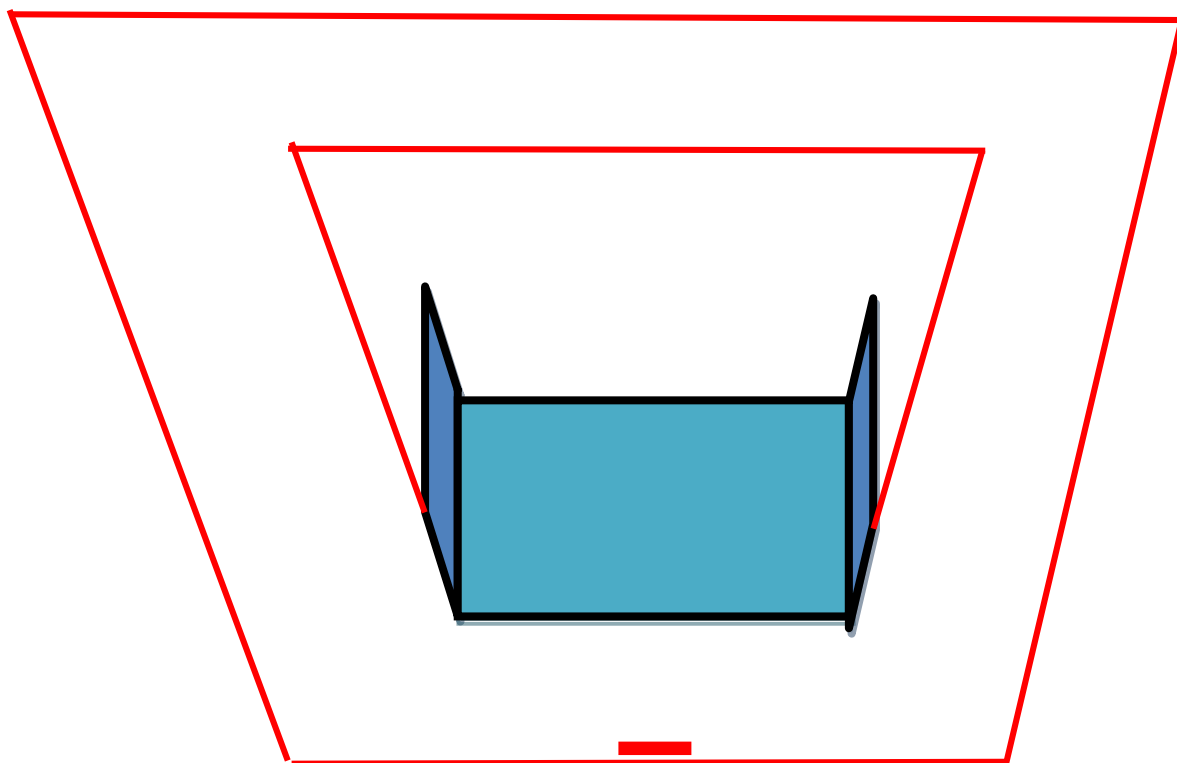
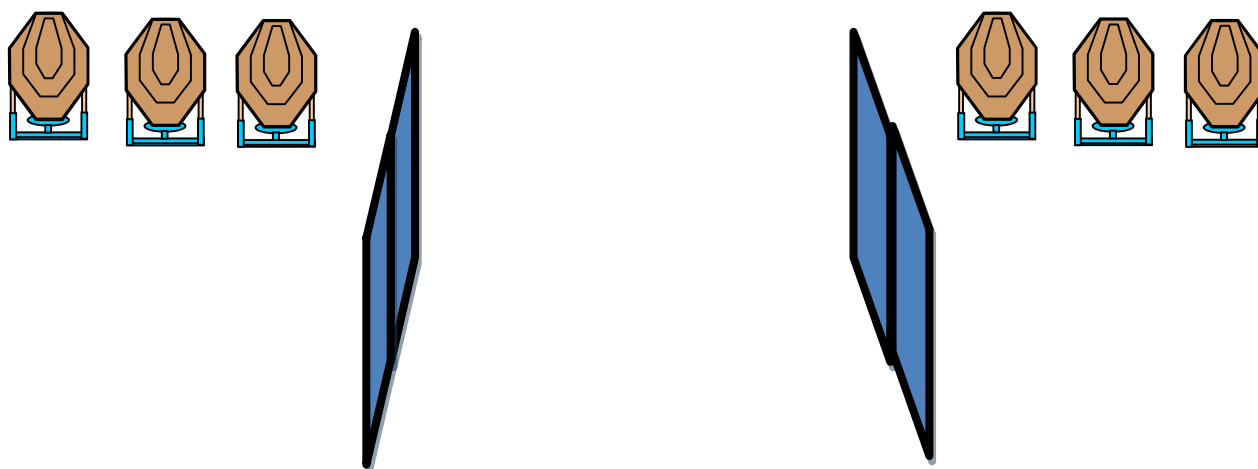




MEMORIAL JORGE BALLESTEROS

CLUB DEPORTIVO CENTRO MADRID

| | |
|---|---------------------------------|
| STAGE 9 – SHORT COURSE | ROUNDS TO BE SCORED: 12 |
| TARGETS: 6 IPSC Targets | |
| START POSITION: Heels touching the mark | HANDGUN READY CONDITION: |
| PROCEDURE: At the start signal engage targets. | |

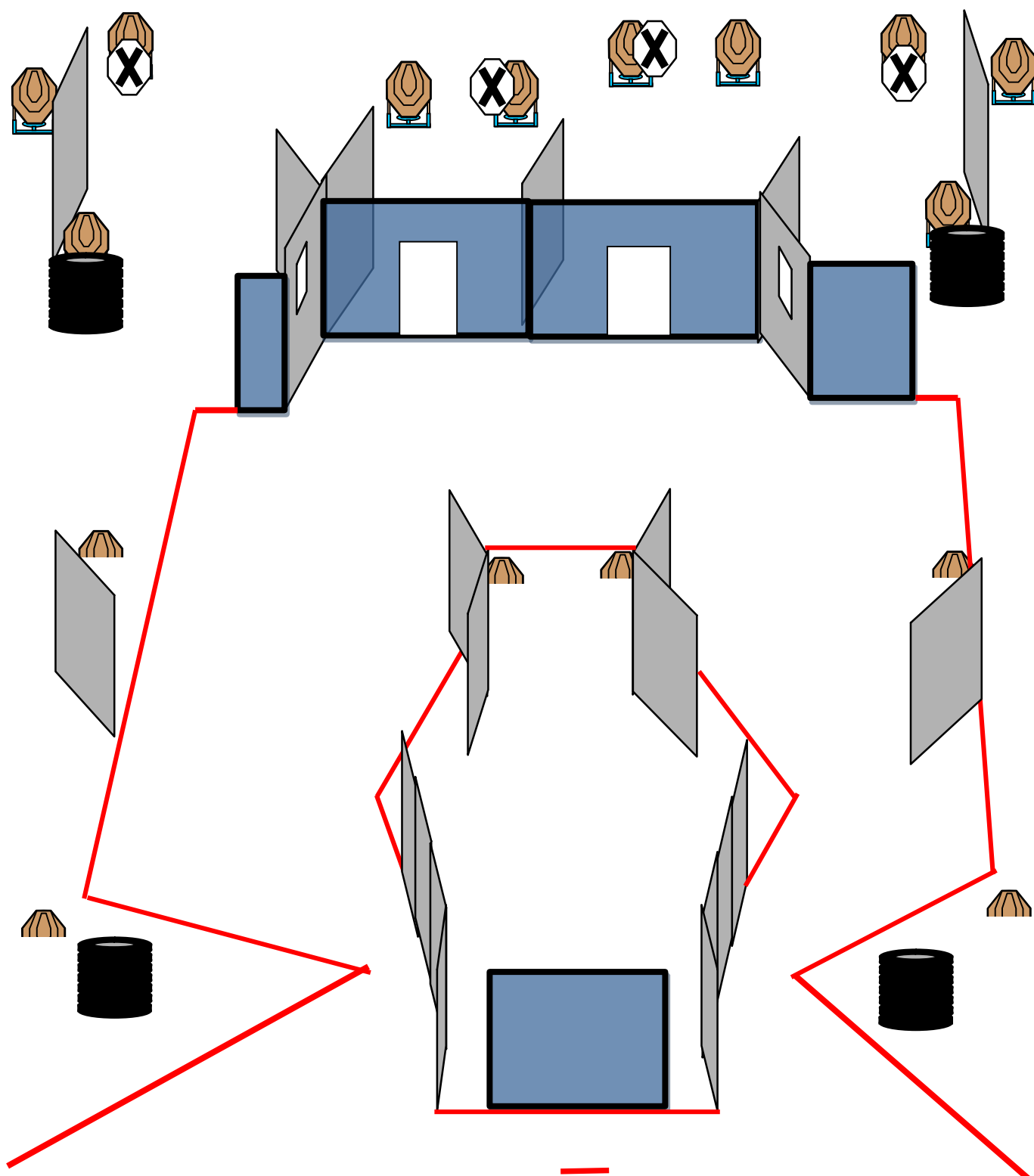




MEMORIAL JORGE BALLESTEROS

CLUB DEPORTIVO CENTRO MADRID

| | |
|--|--------------------------|
| STAGE 10 – LONG COURSE | ROUNDS TO BE SCORED: 32 |
| TARGETS: 16 IPSC Targets | |
| START POSITION: Heels touching the mark | HANDGUN READY CONDITION: |
| PROCEDURE: At the start signal engage targets. | |

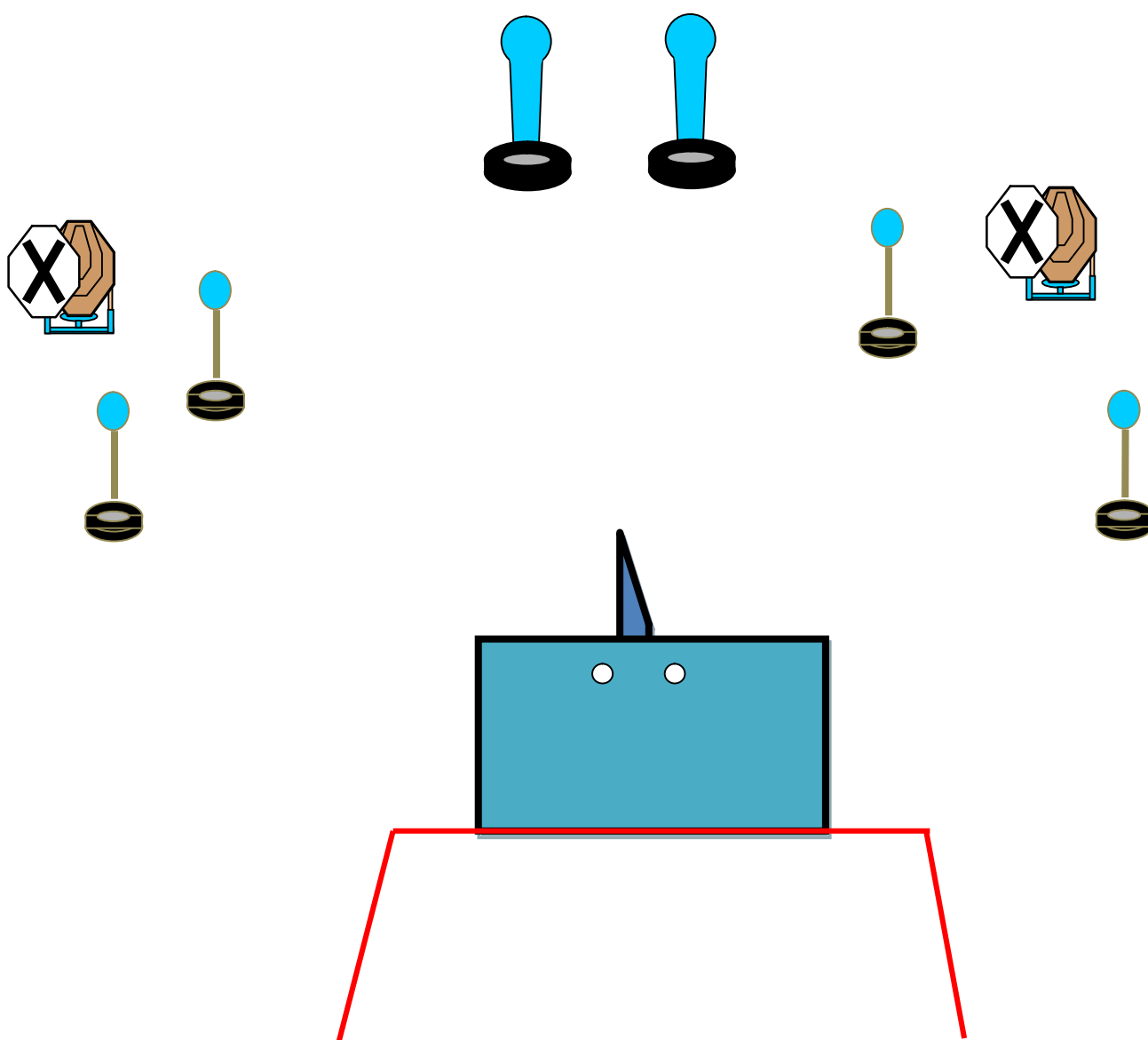




MEMORIAL JORGE BALLESTEROS

CLUB DEPORTIVO CENTRO MADRID

| | |
|---|---------------------------------|
| STAGE 11 – SHORT COURSE | ROUNDS TO BE SCORED: 10 |
| TARGETS: 2 IPSC MINI Targets – 2 IPSC Popper - 4 IPSC Metal Plates | |
| START POSITION: Hands touching the marks | HANDGUN READY CONDITION: |
| PROCEDURE: At the start signal engage targets. | |



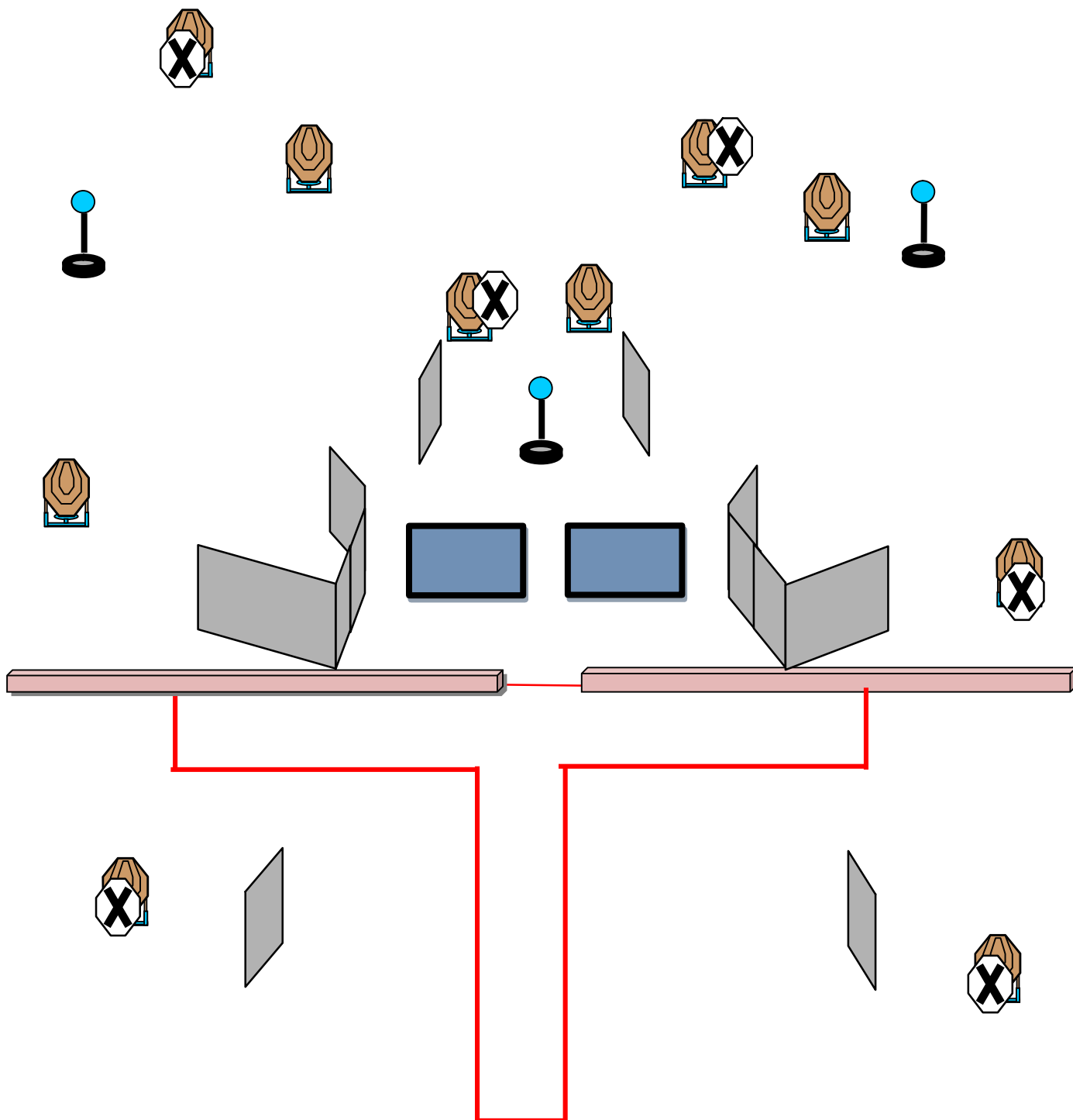




MEMORIAL JORGE BALLESTEROS

CLUB DEPORTIVO CENTRO MADRID

| | |
|---|---------------------------------|
| STAGE 13 – MEDIUM COURSE | ROUNDS TO BE SCORED: 23 |
| TARGETS: 10 IPSC Targets - 3 IPSC Metal Plates | |
| START POSITION: Standing anywhere inside the designated area | HANDGUN READY CONDITION: |
| PROCEDURE: At the start signal engage targets. | |

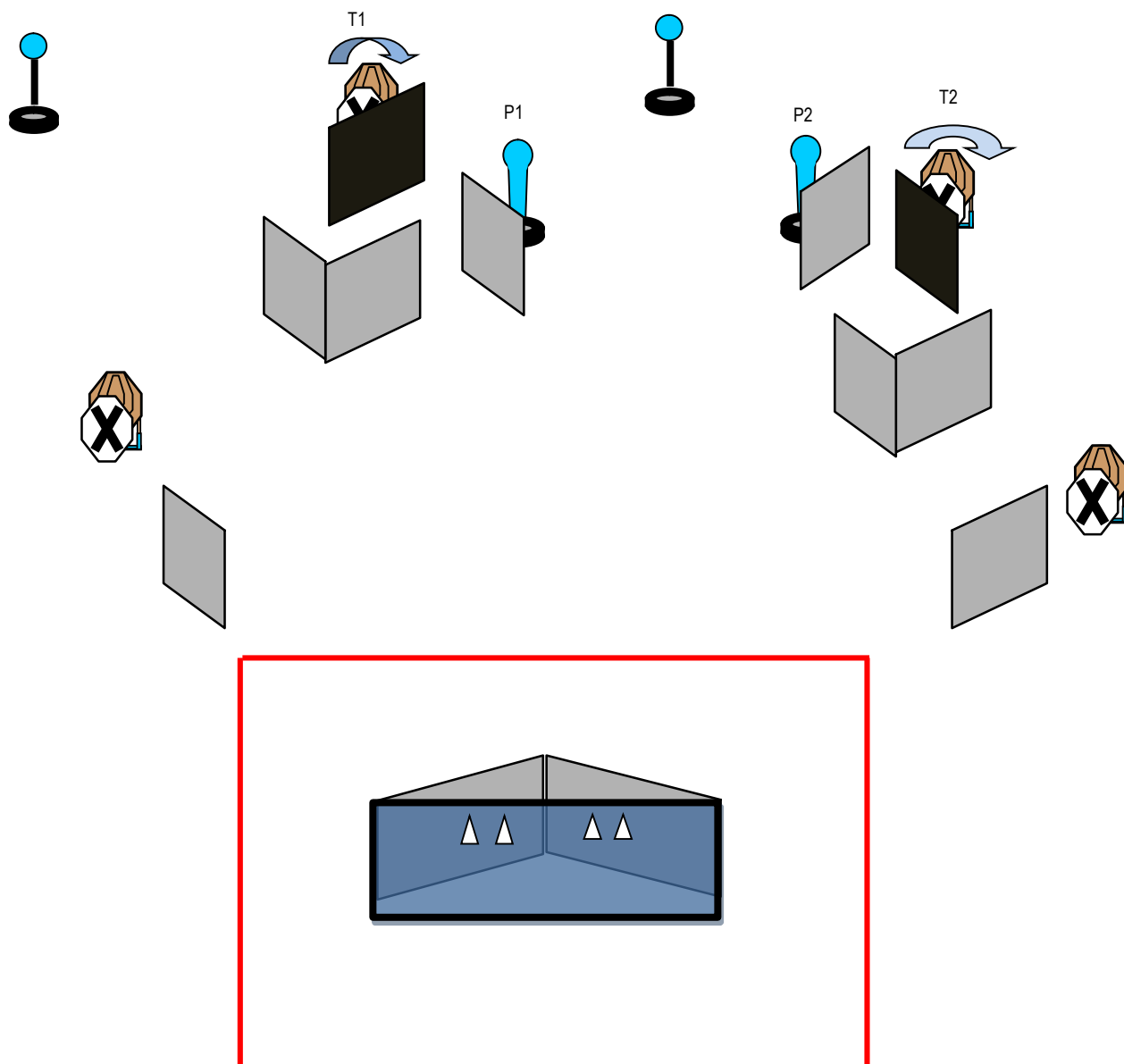




MEMORIAL JORGE BALLESTEROS

CLUB DEPORTIVO CENTRO MADRID

| | |
|--|--|
| STAGE 14 – SHORT COURSE | ROUNDS TO BE SCORED: 12 |
| TARGETS: 4 IPSC Targets – 2 IPSC Popper - 2 IPSC Plates | |
| START POSITION: Hands touching left or right marks | HANDGUN READY CONDITION: Chamber empty, magazine inserted |
| PROCEDURE: At the start signal engage target. P1 will activate T1 - P2 will activate T2 - Both targets will remain visible at rest. | |

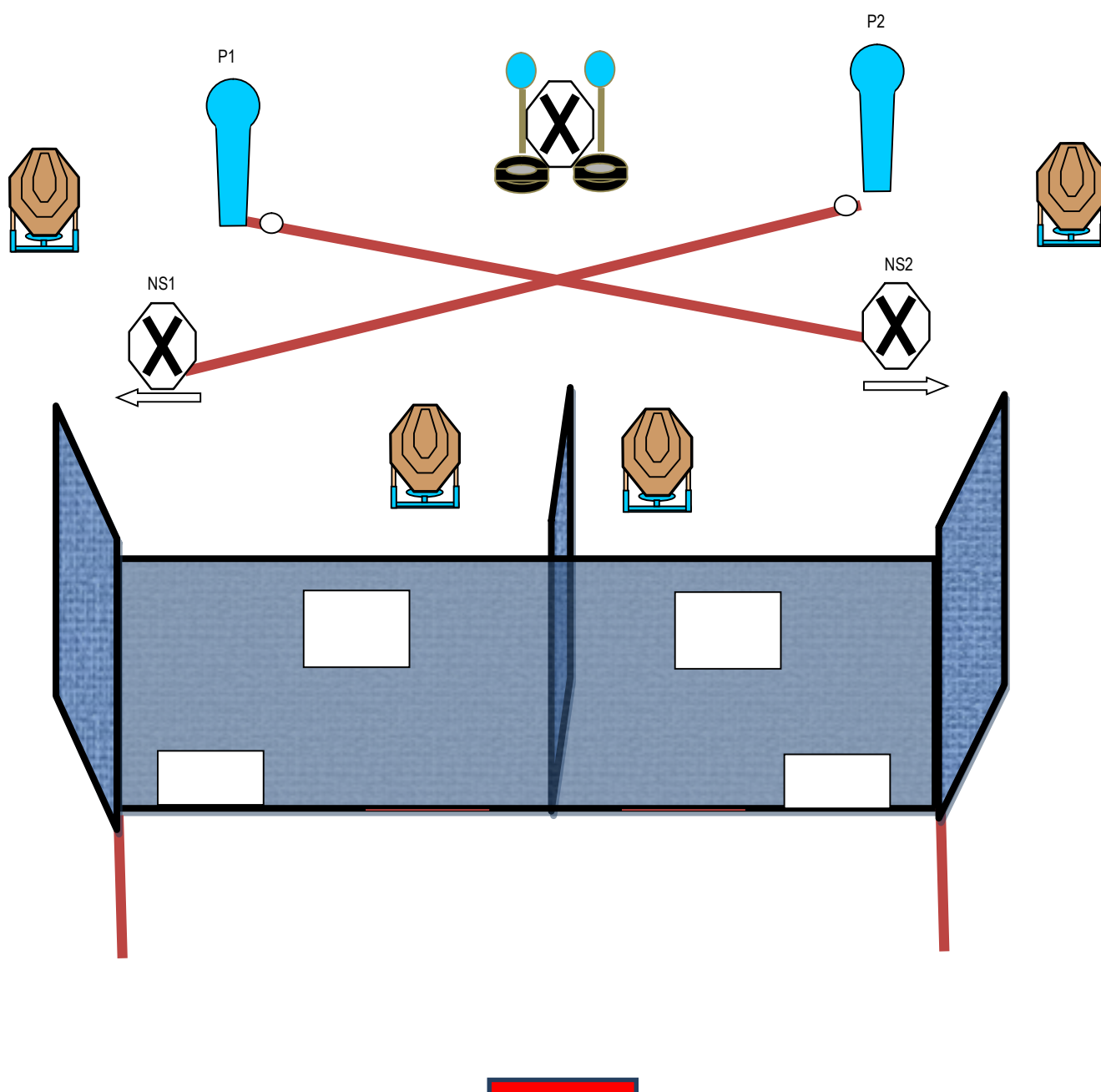




MEMORIAL JORGE BALLESTEROS

CLUB DEPORTIVO CENTRO MADRID

| | |
|---|---------------------------------|
| STAGE 15 – SHORT COURSE | ROUNDS TO BE SCORED: 12 |
| TARGETS: 4 IPSC Targets – 2 IPSC Popper – 2 IPSC Metal Plate | |
| START POSITION: Heels touching the mark | HANDGUN READY CONDITION: |
| PROCEDURE: At the start signal engage targets. P1 will activate NS 2 - P2 will activate NS 1 | |



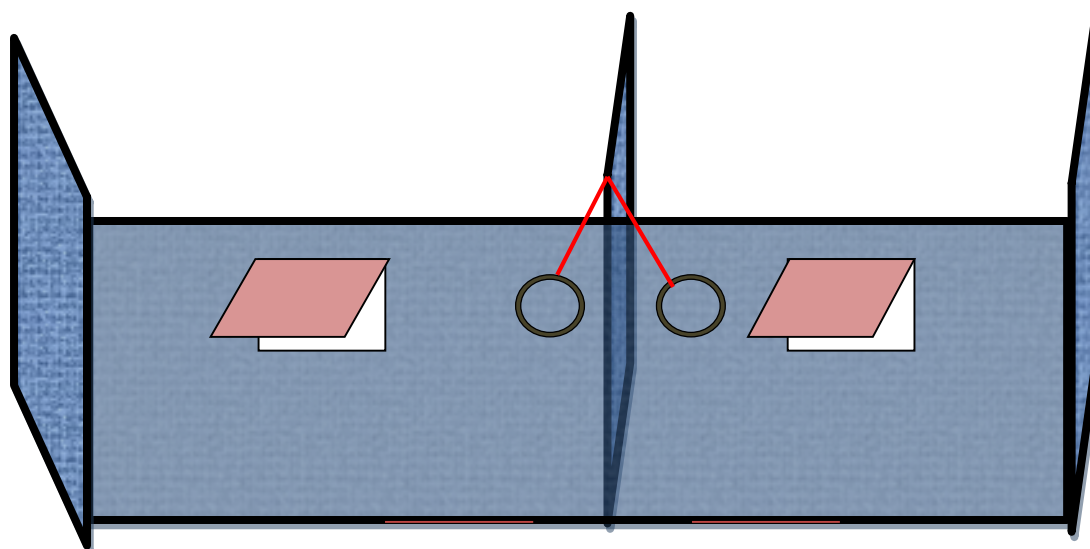
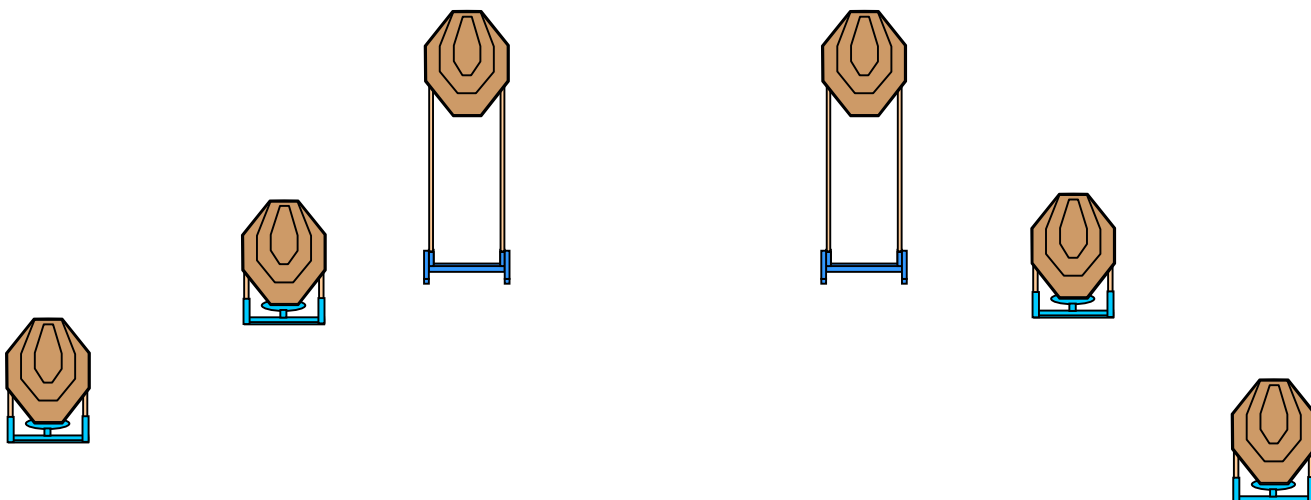




MEMORIAL JORGE BALLESTEROS

CLUB DEPORTIVO CENTRO MADRID

| | |
|---|---------------------------------|
| STAGE 17 – SHORT COURSE | ROUNDS TO BE SCORED: 12 |
| TARGETS: 6 IPSC Targets | |
| START POSITION: Heels touching the marks | HANDGUN READY CONDITION: |
| PROCEDURE: At the start signal engage targets. To open the windows, you must pull up the rings while shooting. | |

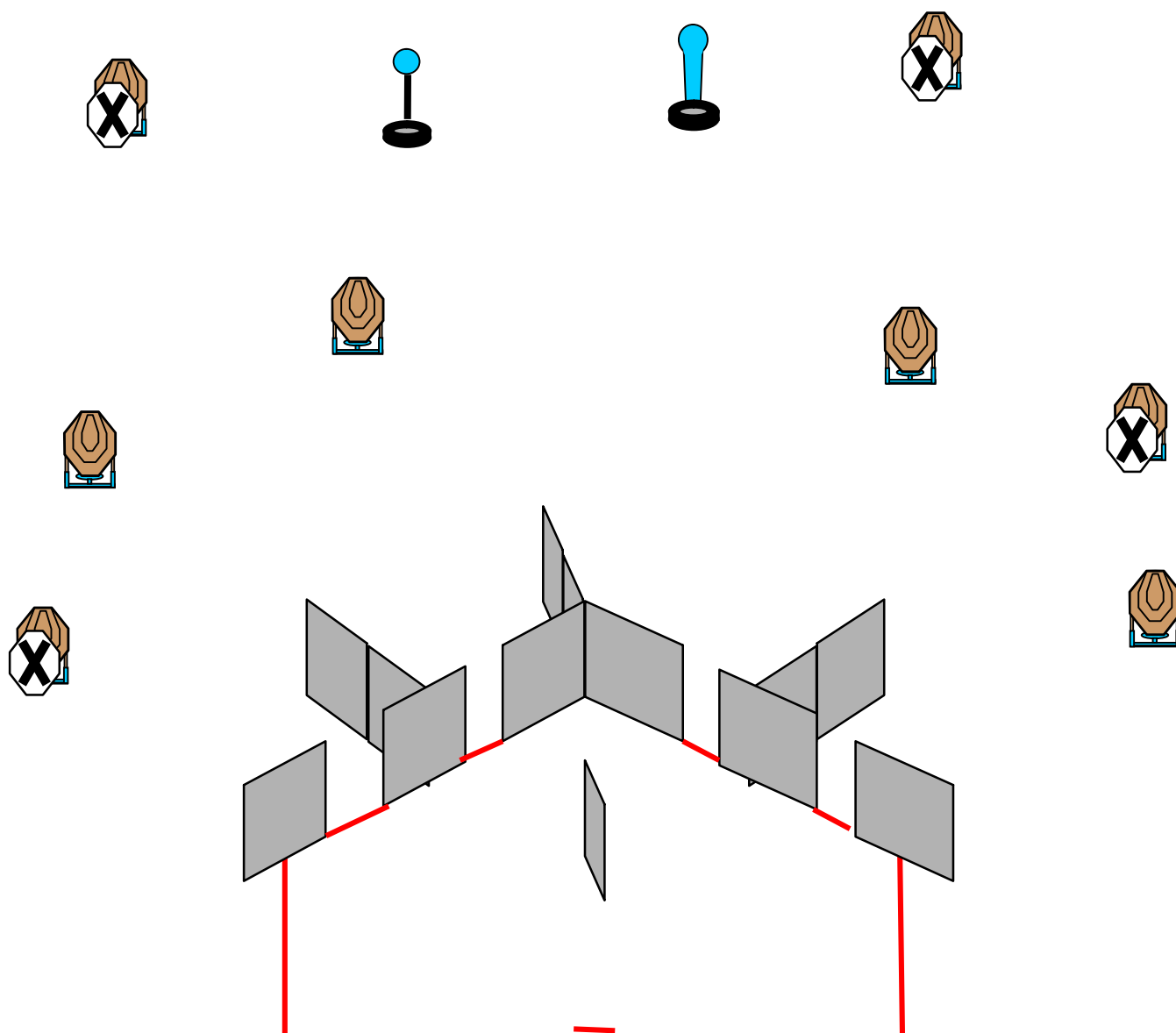




MEMORIAL JORGE BALLESTEROS

CLUB DEPORTIVO CENTRO MADRID

| | |
|---|---|
| STAGE 18 –MEDIUM COURSE | ROUNDS TO BE SCORED: 18 |
| TARGETS: 8 IPSC Targets – 1 IPSC Popper - 1 IPSC Metal Plate | |
| START POSITION: Heels touching the marks | HANDGUN READY CONDITION: Chamber and magwell empty |
| PROCEDURE: At the start signal engage targets. | |







MEMORIAL JORGE BALLESTEROS

CLUB DEPORTIVO CENTRO MADRID

| | |
|---|---------------------------------|
| STAGE 20 – SHORT COURSE | ROUNDS TO BE SCORED: 9 |
| TARGETS: 3 IPSC Targets - 3 IPSC Metal Plates | |
| START POSITION: Standing anywhere inside the designated area | HANDGUN READY CONDITION: |
| PROCEDURE: At the start signal engage targets. Pull the rope to activate T1. T1 will remain visible at rest | |

